

Format of holding of specified securities

BASANT INDIA LIMITED

1. Name of Listed Entity:
2. Scrip Code/Name of Scrip/Class of Security
3. Share Holding Pattern Filed under: Reg. 31(1)(a)/Reg. 31(1)(b)/Reg.31(1)(c)
 - a. If under 31(1)(b) then indicate the report for Quarter ending
 - b. If under 31(1)(c) then indicate date of allotment/extinguishment
4. Declaration: The Listed entity is required to submit the following declaration to the extent of submission of information:-

Particulars	Yes*	No*
1. Whether the Listed Entity has issued any partly paid up shares?		No
2. Whether the Listed Entity has issued any Convertible Securities or Warrants?		No
3. Whether the Listed Entity has any shares against which depository receipts are issued?		No
4. Whether the Listed Entity has any shares in locked-in?		No
5. Whether any shares held by promoters are pledge or otherwise encumbered?		No

* If the Listed Entity selects the option 'No' for the questions above, the columns for the partly paid up shares, Outstanding Convertible Securities/Warrants, depository receipts, locked-in shares, No of shares pledged or otherwise encumbered by promoters, as applicable, shall not be displayed at the time of dissemination on the Stock Exchange website. Also wherever there is 'No' declared by Listed Entity in above table the values will be considered as 'Zero' by default on submission of the format of holding of specified securities.

5. The tabular format for disclosure of holding of specified securities is as follows:-




Table I - Summary Statement holding of specified securities

Category	Category of shareholder	Nos. of share holders	No. of fully paid up equity shares held	No. of Partly paid-up equity shares held	No. of shares underlying Depository Receipts	Total nos. shares held (VII)=(IV)+(V)+(VI)+(VII)	Shareholding as a % of total no. of shares (calculated as per SCRR, 1957) As a % of (A+B+C2)	Number of Voting Rights held in each class of securities			No. of Shares Underlying convertible securities (including Warrants)	Shareholding, as a % assuming full conversion of convertible securities (as a percentage of diluted share capital) As a % of (A+B+C2)	Number of Locked in shares		Number of Shares pledged or otherwise encumbered		Number of equity shares held in dematerialized form
								Class:equity	No of Voting Rights Class:equity	Total			Total as a % of (A+B+C)	No. (a)	As a % of total Shares held (b)	No. (a)	
(i)	(i)	(iii)	(iv)	(v)	(vi)	(VII)=(IV)+(V)+(VI)+(VII)	(VIII)	(X)			(X)	(XI)=(VII)+(X)	(XII)		(XIII)		(XIV)
(A)	Promoter & Promoter Group	14	7526700	0	0	7526700	72.97	2526700	2526700.00	24.50	0	72.97	0	0	0	0	0
(B)	Public	155	2788300	0	0	2788300	27.03	7788300	7788300.00	75.50	0	27.03	0	0	0	0	0
(C)	Non Promoter- Non Public					0		0	0	0.00	0		0	0	0	0	0
(C1)	Shares underlying DRs	0	0	0	0	0	0.00	0	0	0.00	0	0.00	0	0	0	0	0
(C2)	Shares held By Employee Trusts	0	0	0	0	0	0.00	0	0	0.00	0	0.00	0	0	0	0	0
	Total	209	10315000	0	0	10315000	100.00	10315000	10315000.00	100.00	0	100.00	0	0	0	0	0





Table 1: Statement showing shareholding pattern of the Promoter and Promoter Group

Category & Name of the Shareholders	PAN	No. of shares held	No. of fully paid up equity shares held	Party paid-up equity shares held	Nos. of Shares underlying Depository Receipts	Total nos. Shares held	Shareholding % calculated as per SCRR, 1957 as a % of (A+B+C)	Number of Voting Rights held in each class of securities			Total as a % of Total Voting Rights	No. of Shares Outstanding (Including Warrants)	Shareholding as a % of total shares in connection of convertible securities (as a percentage of diluted share capital) as a % of (A+B+C)	Number of Locked in Shares		Number of Shares pledged or otherwise encumbered		Number of equity shares held in dematerialized form
								Class X	Class Y	Total				No. (b) As a % of total shares held (b)	No. (c) As a % of total shares held (c)	No. (d) As a % of total shares held (d)		
(i)	(ii)	(iii)	(iv)	(v)	(vi)	(vii)=(iv)+(v)+(vi)	(viii)	(ix)			(x)	(xi)=(vii)+(x)	(xii)	(xiii)	(xiv)	(xv)	(xvi)	
1 Indian																		
(a) Individual/Hindu Undivided Family																		
VINOD AGGARWAL	AAEEN7313R	2	1325700	0	0	1325700	14.80	0	0	1325700	14.80	0	0	0	0	0	0	0
MADHUKAR AGGARWAL	AAEEN7313R	0	882000	0	0	882000	8.51	0	0	882000	8.51	0	0	0	0	0	0	0
Central Government/State Government(s)																		
(b) Financial Institutions/Banks																		
(c) Foreign Other (Specify)																		
1 V S ESTATE PVT LTD	AAACG0572F	2	6000000	0	0	6000000	58.17	0	0	6000000	58.17	0	0	0	0	0	0	0
2 AZADPUR FINEST PVT LTD	AAACG0595F	0	500000	0	0	500000	4.85	0	0	500000	4.85	0	0	0	0	0	0	0
3 U FINEST PVT LTD	AAACG1566F	0	500000	0	0	500000	4.85	0	0	500000	4.85	0	0	0	0	0	0	0
4 WAZIRPUR FINEST PVT LTD	AAACG0527N	0	500000	0	0	500000	4.85	0	0	500000	4.85	0	0	0	0	0	0	0
5 IAS FINEST PVT LTD	AAACG1587E	0	500000	0	0	500000	4.85	0	0	500000	4.85	0	0	0	0	0	0	0
6 GODOWNK FINEST PVT LTD	AAACG0524G	0	500000	0	0	500000	4.85	0	0	500000	4.85	0	0	0	0	0	0	0
7 GDA FINEST PVT LTD	AAACG0527N	0	500000	0	0	500000	4.85	0	0	500000	4.85	0	0	0	0	0	0	0
8 HAWA CAPITAL PVT LTD	AAACG1597N	0	500000	0	0	500000	4.85	0	0	500000	4.85	0	0	0	0	0	0	0
9 GAB FINEST PVT LTD	AAACG0458H	0	500000	0	0	500000	4.85	0	0	500000	4.85	0	0	0	0	0	0	0
10 WONGER ROCK FINANCE INVESTMENT PVT LTD	AAACG1089I	0	500000	0	0	500000	4.85	0	0	500000	4.85	0	0	0	0	0	0	0
11 TRIMBARTI FINEST PVT LIMITED	AAACG1299F	0	500000	0	0	500000	4.85	0	0	500000	4.85	0	0	0	0	0	0	0
12 VENTURE FINANCE INVESTMENT P LTD	AAACG1845A	0	500000	0	0	500000	4.85	0	0	500000	4.85	0	0	0	0	0	0	0
Sub Total (A)(1)		4	7325700	0	0	7325700	72.97	0	0	7325700	72.97	0	0	0	0	0	0	0
2 Foreign																		
(a) Individual/Non Resident Individual/Foreign Individual																		
(b) Government																		
(c) Institutions																		
(d) Foreign Portfolio Investor																		
(e) Any other (Specify)																		
Sub Total (A)(2)																		
Total Shareholding of Promoter and Promoter Group (A)=(A)(1)+(A)(2)																		



Format of holding of specified securities

BASANT INDIA LIMITED

1. Name of Listed Entity:
2. Scrip Code/Name of Scrip/Class of Security
3. Share Holding Pattern Filed under: Reg. 31(1)(a)/Reg. 31(1)(b)/Reg.31(1)(c)
 - a. If under 31(1)(b) then indicate the report for Quarter ending
 - b. If under 31(1)(c) then indicate date of allotment/extinguishment
4. Declaration: The Listed entity is required to submit the following declaration to the extent of submission of information:-

31.12.2018

Particulars	Yes*	No*
1. Whether the Listed Entity has issued any partly paid up shares?		No
2. Whether the Listed Entity has issued any Convertible Securities or Warrants?		No
3. Whether the Listed Entity has any shares against which depository receipts are issued?		No
4. Whether the Listed Entity has any shares in locked-in?		No
5. Whether any shares held by promoters are pledge or otherwise encumbered?		No

* If the Listed Entity selects the option 'No' for the questions above, the columns for the partly paid up shares, Outstanding Convertible Securities/Warrants, depository receipts, locked-in shares, No of shares pledged or otherwise encumbered by promoters, as applicable, shall not be displayed at the time of dissemination on the Stock Exchange website. Also wherever there is 'No' declared by Listed Entity in above table the values will be considered as 'Zero' by default on submission of the format of holding of specified securities.

5. The tabular format for disclosure of holding of specified securities is as follows:-




Table I - Summary Statement holding of specified securities

Category	Category of shareholder	Nos. of share holders	No. of fully paid up equity shares held	No. of Partly paid-up equity shares held	No. of shares underlying Depository Receipts	Total nos. shares held (V)=(IV)+(V)+(VI)	Shareholding as a % of total no. of shares (calculated as per SCRR, 1957) As a % of (A+B+C2)	Number of Voting Rights held in each class of securities			Total as a % of (A+B+C)	No. of Shares Underlying Outstanding convertible securities (including Warrants)	Shareholding as a % assuming full conversion of convertible securities (as a percentage of diluted share capital)	Number of locked in shares		Number of Shares pledged or otherwise encumbered		Number of equity shares held in dematerialized form
								Class:equity	No. of Voting Rights Class:equity	Total				No. (a)	As a % of total Shares held (b)	No. (a)	As a % of total Shares held (b)	
(I)	(ii)	(iii)	(iv)	(v)	(vi)	(vii)	(viii)	(ix)			(x)	(xi)=(vii)+(x)	(xii)	(xiii)		(xiv)		
(A)	Promoter & Promoter Group	14	7526700	0	0	7526700	72.97	2526700.00	2526700.00	24.50	0	72.97	0	0	0	0	0	
(B)	Public	135	2788300	0	0	2788300	27.03	7788300.00	7788300.00	75.50	0	27.03	0	0	0	0	0	
(C)	Non Promoter- Non Public	0	0	0	0	0	0.00	0	0	0.00	0	0.00	0	0	0	0	0	
(C1)	Shares underlying DRs	0	0	0	0	0	0.00	0	0	0.00	0	0.00	0	0	0	0	0	
(C2)	Shares held by Employee Trusts	0	0	0	0	0	0.00	0	0	0.00	0	0.00	0	0	0	0	0	
	Total	209	10315000	0	0	10315000	100.00	10315000	10315000.00	100.00	0	100.00	0	0	0	0.00	0	

