

**Format of holding of specified securities**

BASANT INDIA LIMITED

1. Name of Listed Entity:
2. Scrip Code/Name of Scrip/Class of Security
3. Share Holding Pattern Filed under: Reg. 31(1)(a)/Reg. 31(1)(b)/Reg.31(1)(c)
  - a. If under 31(1)(b) then indicate the report for Quarter ending
  - b. If under 31(1)(c) then indicate date of allotment/extinguishment
4. Declaration: The Listed entity is required to submit the following declaration to the extent of submission of information:-

30.06.2020

Particulars	Yes*	No*
1. Whether the Listed Entity has issued any partly paid up shares?		No
2. Whether the Listed Entity has issued any Convertible Securities or Warrants?		No
3. Whether the Listed Entity has any shares against which depository receipts are issued?		No
4. Whether the Listed Entity has any shares in locked-in?		No
5. Whether any shares held by promoters are pledge or otherwise encumbered?		No

\* If the Listed Entity selects the option 'No' for the questions above, the columns for the partly paid up shares, Outstanding Convertible Securities/Warrants, depository receipts, locked-in shares, No of shares pledged or otherwise encumbered by promoters, as applicable, shall not be displayed at the time of dissemination on the Stock Exchange website. Also wherever there is 'No' declared by Listed Entity in above table the values will be considered as 'Zero' by default on submission of the format of holding of specified securities.

5. The tabular format for disclosure of holding of specified securities is as follows:-




Table I - Summary Statement holding of specified securities

Category	Category of shareholder	Nos. of share holders	No. of fully paid up equity shares held	No. of Partly paid-up equity shares held	No. of shares underlying Depository Receipts	Total nos. shares held (VII)=(IV)+(V)+(VI)	Shareholding as a % of total no. of shares (calculated as per SCRR, 1957) As a % of (A+B+C2)	Number of Voting Rights held in each class of securities			No. of Shares Underlying convertible securities (including Warrants)	Shareholding, as a % assuming full conversion of convertible securities (as a percentage of diluted share capital) As a % of (A+B+C2)	Number of Locked in shares		Number of Shares pledged or otherwise encumbered		Number of equity shares held in dematerialized form
								Class: Equity	Class: Preference	Total			(a)	As a % of total Shares held (b)	(a)	As a % of total Shares held (b)	
(I)	(ii)	(iii)	(iv)	(v)	(vi)	(VII)	(VIII)	(IX)			(X)	(XI)	(XII)		(XIII)	(XIV)	
(A)	Promoter & Promoter Group	14	7526700	0	0	7526700	72.97	2526700	0	2526700.00	24.50	0	0	0	0	0	0
(B)	Public	179	2788300	0	0	2788300	27.03	7788300	0	7788300.00	75.50	0	0	0	0	0	0
(C)	Non Promoter- Non Public	0	0	0	0	0	0.00	0	0	0	0.00	0	0	0	0	0	0
(C2)	Shares underlying DRs	0	0	0	0	0	0.00	0	0	0	0.00	0	0	0	0	0	0
(C2)	Shares held by Employee Trusts	0	0	0	0	0	0.00	0	0	0	0.00	0	0	0	0	0	0
	Total	193	10315000	0	0	10315000	100.00	10315000	0.00	10315000.00	100.00	0	0	0	0	0	0





Table II: Statement showing shareholding pattern of the Promoter and Promoter Group

Category & Name of the shareholders	PAN	No. of shares held	No. of fully paid up equity shares held	Party paid-up equity shares held	Nos. of shares underlying Depository Receipts	Total nos. shares held (VI)=(V)+(VI)+(VII)	Shareholding % calculated as per SCRR, 1957 As a % of (A+B+C)	Number of Voting Rights held in each class of securities			Total as a % of Total Voting Rights	No. of Shares Underlying Outstanding convertible securities (including Warrants)	Shareholding % as a % assuming full conversion of convertible securities (as a % of A+B+C)	Nos. (a) % of Total Shares held (b)	Nos. (a) % of Total Shares held (b)	Nos. (a) % of Total Shares held (b)	Nos. (a) % of Total Shares held (b)
								Class X	Class Y	Total							
1. Indian																	
(a) Individual/ Hindu Undivided Family																	
VINOD AGGARWAL	AAPFV2813K	880000	880000	0	0	880000	8.53	0	0	0	0	0	0	0	0	0	0
MADHUKAR AGGARWAL	AAE294232M	646700	646700	0	0	646700	6.37	0	0	0	0	0	0	0	0	0	0
(b) Central Government/State Government(s)																	
(c) Financial Institutions/Banks																	
(d) Any Other (Specify)																	
1.V5 ESTATE PVT LTD	AAAC052ZF	500000	0	0	0	500000	4.85	0	0	0	0	0	0	0	0	0	0
2. ZADORN INVEST PVT LTD	AAAC5699E	500000	0	0	0	500000	4.85	0	0	0	0	0	0	0	0	0	0
3. IJ INVEST PVT LTD	AAAC1586F	500000	0	0	0	500000	4.85	0	0	0	0	0	0	0	0	0	0
4. WAZIRPUR INVEST PVT LTD	AAAC0682N	500000	0	0	0	500000	4.85	0	0	0	0	0	0	0	0	0	0
5. IIB INVEST PVT LTD	AAAC1587E	500000	0	0	0	500000	4.85	0	0	0	0	0	0	0	0	0	0
6. GODDUNK INVEST PVT LTD	AAAC0684G	500000	0	0	0	500000	4.85	0	0	0	0	0	0	0	0	0	0
7. GBA INVEST PVT LTD	AAAC0317M	500000	0	0	0	500000	4.85	0	0	0	0	0	0	0	0	0	0
8. HAWAI CAPITAL PVT LTD	AAAC1922N	500000	0	0	0	500000	4.85	0	0	0	0	0	0	0	0	0	0
9. GIB INVEST PVT LTD	AAAC0681M	500000	0	0	0	500000	4.85	0	0	0	0	0	0	0	0	0	0
10. WINDER ROCK FINANCE INVESTMENT PVT LTD	AAAC0V09B	500000	0	0	0	500000	4.85	0	0	0	0	0	0	0	0	0	0
11. TRIMURTI INVEST PVT LIMITED	AAAC7429F	500000	0	0	0	500000	4.85	0	0	0	0	0	0	0	0	0	0
12. INTIME FINANCE INVESTMENT P LTD	AAAD1855A	500000	0	0	0	500000	4.85	0	0	0	0	0	0	0	0	0	0
Sub Total (A1)			2326700	0	0	2326700	24.50	0	0	0	0	0	0	0	0	0	0
2. Foreign																	
(a) Individual/Non Resident Individual/Foreign Individual																	
(b) Government																	
(c) Institutions																	
(d) Foreign Retail Investor																	
(e) Any Other (Specify)																	
Sub Total (A2)			0	0	0	0	0.00	0	0	0	0	0	0	0	0	0	0
Total Shareholding of Promoter and Promoter Group			2326700	0	0	2326700	24.50	0	0	0	0	0	0	0	0	0	0






Table III - Statement showing shareholding pattern of the Public shareholder

Category & Name of the Shareholders	PIN	Nos. of shares older	No. of fully paid up equity shares held	Partly paid-up equity shares held	Nos. of shares underlying Depository Receipts	Total nos. shares held	Shareholding % calculate d as per SCRR, 1957 As a % of (A+B+C+D)	Number of Voting Rights held in each class of securities			No. of Shares Underlying convertible securities (including Warrants)	Total shareholding, as a % assuming full conversion of convertible securities (as a percentage of diluted share capital)	Number of Locked in shares		Number of Shares pledged or otherwise encumbered		Number of equity shares held in dematerialized form
								Class X	Class Y	Total			No. (a)	As a % of total Shares held (b)	No. (a)	% of Total Shares held (Not applicable) (b)	
(i)	(ii)	(iii)	(iv)	(v)	(vi)	(vii)=(iv)+(v)+(vi)	(viii)	(ix)			(x)	(xi)=(viii)+(x)	(xii)	(xiii)	(xiv)	(xv)	
1. Institutions																	
(a) Mutual Fund																	
(b) Venture Capital Funds																	
(c) Alternative Investment Funds																	
(d) Foreign Venture Capital Investor																	
(e) Foreign Portfolio Investor																	
(f) Financial Institutions/Banks																	
(g) Insurance Companies																	
(h) Pension Funds																	
(i) Labor Union/Trade Unions																	
(ii) Sub Total (B)(1)																	
2. Central Government/State Government/President of India																	
(a) Non-Institutions																	
(i) Individual Shareholders																	
(ii) Holding Entity Shareholders																	
(iii) Holding Entity Share Capital																	
(iv) Sub Total (B)(2)																	
3. Non-Institutions																	
(a) 1. Individual Shareholders																	
2. Holding Entity Shareholders																	
(i) LAMASHANKAR KUMAR	DDVNCZ42A					500000	4.8473	500000	4.8473	500000	4.8473	0	4.8473	0	0.0000	0	0.0000
(ii) MANOJI KUMAR	DHP9387M					500000	4.8473	500000	4.8473	500000	4.8473	0	4.8473	0	0.0000	0	0.0000
(iii) SANJAY PRASAD	CGCP7811M					500000	4.8473	500000	4.8473	500000	4.8473	0	4.8473	0	0.0000	0	0.0000
(iv) HARENDRA KUMAR MAHAJOO	BONPM85ZD					500000	4.8473	500000	4.8473	500000	4.8473	0	4.8473	0	0.0000	0	0.0000
(v) RAMSIVAYA PRASAD	DMHP7437P					200000	1.9389	200000	1.9389	200000	1.9389	0	1.9389	0	0.0000	0	0.0000
(vi) NERC'S Registered with RBI						0	0.0000	0	0.0000	0	0.0000	0	0.0000	0	0.0000	0	0.0000
(vii) Employee (Trust)						0	0.0000	0	0.0000	0	0.0000	0	0.0000	0	0.0000	0	0.0000
(viii) Any other (Trust)						0	0.0000	0	0.0000	0	0.0000	0	0.0000	0	0.0000	0	0.0000
(ix) Sub Total (B)(3)						5000000	4.8522	5000000	4.8522	5000000	4.8522	0	4.8522	0	0.0000	0	0.0000
(x) ASSISTANT SINCER PVT LIMITED						500000	4.8473	500000	4.8473	500000	4.8473	0	4.8473	0	0.0000	0	0.0000
(xi) Non Resident Indian						0	0.0000	0	0.0000	0	0.0000	0	0.0000	0	0.0000	0	0.0000
(xii) Resident Indian Indiv						0	0.0000	0	0.0000	0	0.0000	0	0.0000	0	0.0000	0	0.0000
(xiii) Trusts						0	0.0000	0	0.0000	0	0.0000	0	0.0000	0	0.0000	0	0.0000
(xiv) Foreign Members/Share						0	0.0000	0	0.0000	0	0.0000	0	0.0000	0	0.0000	0	0.0000
(xv) Foreign Companies						0	0.0000	0	0.0000	0	0.0000	0	0.0000	0	0.0000	0	0.0000
(xvi) IEPF						0	0.0000	0	0.0000	0	0.0000	0	0.0000	0	0.0000	0	0.0000
(xvii) Escrow Account						0	0.0000	0	0.0000	0	0.0000	0	0.0000	0	0.0000	0	0.0000
(xviii) Sub Total (B)(4)						178	0.0000	178	0.0000	178	0.0000	0	0.0000	0	0.0000	0	0.0000
(xix) Sub Total (B)(5)						178	0.0000	178	0.0000	178	0.0000	0	0.0000	0	0.0000	0	0.0000
(xx) Total Public Shareholding (B)*						2788300	27.0315	2788300	27.0315	2788300	27.0315	0	27.0315	0	0.0000	0	0.0000
(B)(1)+(B)(2)+* B (3)						2788300	27.0315	2788300	27.0315	2788300	27.0315	0	27.0315	0	0.0000	0	0.0000

Table IV - Statement showing shareholding pattern of the Non Promoter Non Public Shareholder

Category & Name of the Shareholders	PAN	No. of shareholder	No. of fully paid up equity shares held	Partly paid-up equity shares held	Nos. of shares underlying Depository Receipts	Total no. shares held (VII)=(IV)+(V)+(VI)	Shareholding % calculated as per SCRR, 1957 As a % of (A+B+C2)	Number of Voting Rights held in each class of securities			Total as a % of Total Voting rights	No. of Shares Underlying Outstanding convertible securities (Including Warrants)	Total shareholding, as a % assuming full conversion of convertible securities (as a percentage of diluted share capital)	Number of Locked in shares		Number of Shares pledged or otherwise encumbered		Number of equity shares held in dematerialized form (Not Applicable)
								Class X	Class Y	Total				No. As a % of total Shares held	No. (Not applicable) As a % of total shares held (Not applicable)			
(i)	(ii)	(iii)	(iv)	(v)	(vi)	(vii)	(viii)	(ix)			(x)	(xi) = (viii) * (x)	(xii)		(xiii)		(xiv)	
Category: Custodian/DPE Holder		0	0	0	0	0	0	0	0	0	0	0	0	0	0	0	0	0
C2 Employees Benefit Trust (Under SEBI (Share Based Employee Benefit Regulation 2014)		0	0	0	0	0	0	0	0	0	0	0	0	0	0	0	0	0
Total Non Promoter Non Public Shareholding (C)=(C1)+(C2)		0	0	0	0	0	0	0	0	0	0	0	0	0	0	0	0	0

